

# Police Department



## Town of Manchester-by-the-Sea ADA Transition Plan

March 2020



Institute for Human Centered Design

200 Portland Street, Boston, MA 02114  
www.IHCDesign.org • info@IHCDesign.org  
617-695-1225 voice/tty

### Background

The Police Department is located at 10 Central Street. The Police Station is a two (2) story building connected by a set of interior stairs. The public accessible entrance/exit is through the Town Hall. The entrance/exit used to transport detainees is located on the ground level of the Police Station. The parking lot is shared with the Town Hall and the Wastewater Treatment Plant.

On the first floor the Station houses a reception area, a meeting room and an interview room. The detention area that includes a fingerprint area, four male and one female/juvenile holding cells are located on the ground level. A bathing room is also in this area.

**Note:** IHCD team only surveyed the areas used by the public.

### Key Accessibility Issues

Accessibility issues include excessive running and cross slopes at the walkways leading to the main entrance.

**Note:** IHCD team was told that the Town Common area is going to be redesigned later in the spring.

#### Holding Cells

The major accessibility issues include lack of a male accessible holding cell (this includes lack of the minimum required turning space and lack of a compliant toilet/lavatory combo unit). Other accessibility issues are the lack of a turning space and a compliant toilet/lavatory combo unit at the female/juvenile holding cell and lack of an accessible bathing facility in the detention area. (See attached document from the Department of Justice regarding requirements for accessible holding cells).

#### **Additional Accessibility Issues**

- Lack of securely attached walk-off mats (main entrance).
- Lack of a compliant service counter.
- Lack of compliant signage (egress and designation signs).
- Excessive opening force required at a few doors.

### Order of Magnitude Cost Estimates





- Provide an accessible bathing room (detention area): \$24,604
- Provide a compliant lavatory/toilet combo unit: \$10,010
- Miscellaneous corrective actions (compliant signage, accessible service counter, etc.): \$2,586

**Total: \$37,200\***






#### **\*Note:**

- Cost for the renovation of the Town Common is not included.
- Cost to provide one accessible male holding cell is not included.

Town of Manchester by-the-Sea  
Police Department






ID	Location	Floor	Room	Element	Type	Photo	Issues	Current Measure	Recommendations	Quantity	Price	Cost Estimation
Approach and Entrance												
Exterior Access Route												
1	Across From Seaside 1 Building	1		Exterior Access Route	Walkway		Route not maintained in operable working condition	-	Ensure the accessible route is maintained in operable working conditions.	1	-	\$0
2	Towards Main Entrance	Ext.		Exterior Access Route	Walkway		Cross slope > 1:50 (2.00%)	2.7%	Reduce cross slope to be no steeper than 1:50 (2.00%).	1	-	\$0
Entrance												
3	Main Entrance	Ext.		Entrance	Main Entrance		Entrance not on an accessible route Directional sign to accessible entrance not provided Mat not securely attached	<ul style="list-style-type: none"><li>-</li><li>-</li><li>-</li></ul>	Provide a directional sign indicating the location of the nearest accessible entrance. Secure the mat.	1	346	\$346
Access to Goods and Services												
Means of Egress												
4	Emergency Exit	G		Means of Egress	N/A		Tactile exit sign not provided Emergency exit not on an accessible route Directional sign to accessible emergency exit not provided	<ul style="list-style-type: none"><li>-</li><li>-</li><li>-</li></ul>	Ensure a tactile exit sign with raised characters and braille is provided at exit door. Mount signs between 48"- 60" above finished floor located on the latch side of the door. Provide a directional sign indicating the location of the nearest emergency exit.	1	232	\$232

Town of Manchester by-the-Sea  
Police Department




ID	Location	Floor	Room	Element	Type	Photo	Issues	Current Measure	Recommendations	Quantity	Price	Cost Estimation
5	Emergency Exit	G		Means of Egress	N/A		Tactile exit sign not provided Illuminated ISA symbol not provided (MAAB)	- -	Ensure a tactile exit sign with raised characters and braille is provided at exit door. Mount sign between 48"- 60" above finished floor located on the latch side of the door. Provide an illuminated sign with the International Symbol of Accessibility.	1	432	\$432
Interior Access Route												
6	Executive Officer	1		Interior Access Route	N/A		Route < 36" wide	-	Rearrange furniture to ensure that a clear width of 36" min. is maintained at the accessible route.	1	Labor	\$0
7	Police Station - Meeting Room	1		Interior Access Route	N/A		Route < 36" wide	29.5"	Rearrange furniture to ensure that a clear width of 36" min. is maintained at the accessible route.	1	Labor	\$0
Doors, Doorways, & Gates												
8	Police Station - Meeting Room	1		Doors, Doorways, & Gates	Meeting Room		Maneuvering clearance(s) not provided	-	Rearrange furniture to ensure that the maneuvering clearance is maintained at the door.	1	Labor	\$0
9	Police Station - Meeting Room	1		Doors, Doorways, & Gates	Office		Maneuvering clearance(s) not provided Door requires > 5 lbs. of force to open	- 7 lbs	Rearrange furniture to maintain the maneuvering clearance at the door. Adjust closers so doors do not require more than 5 pounds of force to open.	1	Labor	\$0



Town of Manchester by-the-Sea  
Police Department

ID	Location	Floor	Room	Element	Type	Photo	Issues	Current Measure	Recommendations	Quantity	Price	Cost Estimation
Signage												
10	Executive Officer & Criminal Investigation Division	1		Signage	Designation		Raised characters not provided on sign Braille not provided on sign Sign not located on the latch side of the door	- - -	Provide text with raised characters duplicated in braille on sign. Locate sign alongside the door on the latch side.	1	232	\$232
11	Towards Holding Cells	G		Signage	Designation		Signage is not provided	-	Locate signage alongside the door on the latch side.	1	232	\$232
12	Female /Juvenile Holding Cell	G		Signage	Designation		Raised characters not provided on sign Braille not provided on sign Sign not located on the latch side of the door	- - -	Provide text with raised characters duplicated in braille on sign. Provide braille on sign. Locate sign alongside the door on the latch side.	1	232	\$232
Service Counter												
13	Lobby	1		Service Counter	234		Counter > 36" high	41.5"	Provide a counter that is 36" max. above the finished floor.	1	880	\$880
Detention Facilities												
14	Male Holding Cells	G		Detention Facilities	Men's		< 3% of holding cells have mobility features	-	Ensure that at least one holding cell has mobility features.	1	-	\$0

Town of Manchester by-the-Sea  
Police Department

ID	Location	Floor	Room	Element	Type	Photo	Issues	Current Measure	Recommendations	Quantity	Price	Cost Estimation
15	Female/ Juvenile Holding Cell	G		Detention Facilities	Women's		Mobility cell lacks 60" turning space	-	Remove one of the beds to ensure that a 60" turning space is provided.	1	Labor	\$0
16	Female/ Juvenile Holding Cell	G		Detention Facilities	Other		Mobility cell lacks access to accessible toilet/lavatory	-	Ensure an accessible toilet room is provided.	1	10010	\$10010
Toilet & Bathing Rooms												
Overall Access												
17	Bathing Room	G		Overall Access	Bathing Room		Turning space not provided Accessible plumbing fixtures or stalls not provided	- -	Provide an accessible bathing room.	1	24604	\$24604