

DIVISION 00 - PROCUREMENT AND CONTRACTING REQUIREMENTS

CONTRACTING REQUIREMENTS

DOCUMENT 00 90 01 - ADDENDUM NO. 1

RE: **ADDENDUM NO. 1**

DATE: **October 10, 2019**

TO: **ALL BIDDERS**

FROM: **WOLF LANDSCAPE ARCHITECTURE** Designer:
80 Boston Road
PO Box 748
Groton, Massachusetts 01450
Telephone: 617-676-8847
wolflandscape.com

PROJECT: **MANCHESTER-BY-THE-SEA - IMPROVEMENTS TO THE TOWN COMMON**
Manchester-By-The-Sea, Massachusetts

This Addendum forms part of and modifies the Bidding and Contract Documents for **MANCHESTER-BY-THE-SEA - IMPROVEMENTS TO THE TOWN COMMON** including the Project Manual and Specifications dated October 2019 (October 4, 2019) and the Contract Drawings dated October 4, 2019. Acknowledge receipt of this Addendum.

This Addendum consists of four (4) pages plus attachments consisting of the following:

- Revised Project Manual Document 00 01 10, TABLE OF CONTENTS;
- Revised Project Manual Document 00 01 15, LIST OF DRAWINGS;
- Revised Document 00 41 01, BID FORM;
- Revised Section 01 20 15, MEASUREMENT AND PAYMENT;
- Newly issued Specification Section – Section 33 20 00, WATER SERVICE CONNECTIONS;
- Two (2) new Drawings (Drawing SU-1 Site Utility Plan and Drawing SU-2 Site Electrical Plan)

Where any original item called for in the Project Manual or indicated on the Drawings is supplemented hereby, the supplemental requirements shall be considered as added thereto.

Where any original item is amended, voided, or superseded hereby, the other provisions of such items not specifically amended, voided, or superseded shall remain in effect.

PROJECT MANUAL:

DIVISION 00 - PROCUREMENT AND CONTRACTING REQUIREMENTS

INTRODUCTORY INFORMATION

Document 00 01 10 - TABLE OF CONTENTS

1. Document 00 01 10, Table of Contents (pages 00 01 10-1 through 5) is revised. A copy of this revised Document, marked "Revised October 10, 2019 - Addendum No. 1", is attached to and made part of this Addendum.

Document 00 01 15 - LIST OF DRAWINGS

1. Document 00 01 15, List of Drawings (pages 00 01 15-1 through 2) is revised. A copy of this revised Document, marked "Revised October 10, 2019 - Addendum No. 1", is attached to and made part of this Addendum.

PROCUREMENT REQUIREMENTS

Document 00 41 01 - BID FORM

1. Document 00 41 01, Bid Form (pages 00 41 01-1 through 19) is revised. A copy of this revised Document, marked "Revised October 10, 2019 - Addendum No. 1", is attached to and made part of this Addendum. Note - several changes have been made to the Unit Prices included as part of this Bid Form. Bidders should use this form as their proposal form. The Owner will make this document available to each Bidder as a word file.

CONTRACTING REQUIREMENTS

Document 00 52 10 - AGREEMENT FORM

1. Page 00 52 10-2, add the following to Paragraph 4.02B.:

"No additional Contract Time will be given for the Deduct Alternate; work shall be completed in accordance with Paragraph 4.02A."

SPECIFICATIONS

DIVISION 01 - GENERAL REQUIREMENTS

Section 01 11 00 - SUMMARY OF WORK

1. Page 01 11 00-1, Paragraph 1.03B., add the following subparagraph 1.03B.1.:

- “1. Survey: Reference survey was completed by Doucet Survey Inc, dated 11-8-18 and is included as plan sheet L-3 (Drawing L-3 - EXISTING CONDITIONS PLAN - SHEET TWO).”
2. Page 01 11 00-2, Paragraph 1.04A., add the following subparagraph 1.03B.1.:
 - “1. Notice to Proceed: Notice to Proceed is anticipated to be November 2019.”
3. Page 01 11 00-2, add new Paragraphs 1.04E. and 1.04F., as follows:
 - “E. Contractor shall coordinate all work with the Honor Roll project (by others) which is within the overall project area, as shown on the plans, and will be completed concurrently. Work in the area of the Honor Roll project shall be completed as soon as practically possible to allow the Honor Roll project work to commence. Work to be completed to facilitate the Honor Roll Project includes but is not limited to: utility relocation and installation including water, gas, and electric, tree and shrub removal, and removal of flag pole. Grade in area of Honor Roll shall be left as existing.
 - F. Contractor shall coordinate all utility work with Manchester-by-the-Sea DPW and appropriate Utility companies (Gas & Electric - National Grid).”
4. Page 01 11 00-2, delete Paragraph 1.05B. (Police Details) in its entirety.

Section 01 20 15 - MEASUREMENT AND PAYMENT

1. Section 01 20 15 Measurement and Payment (pages 01 20 15-1 through 11) is revised. A copy of this revised Section, marked "Revised October 10, 2019 - Addendum No. 1", is attached to and made part of this Addendum. Note – measurement and payment has been added to reflected Unit Prices included as part of the revised Bid Form.

Section 01 50 00 - TEMPORARY FACILITIES AND CONTROLS

1. Page 01 50 00-3, add the following: “Coordinate parking with the Owner.”
2. Page 01 50 00-3, delete subparagraph 1.02H.1, and substitute the following:
 - “1. Staging can be coordinated with the Owner. No stockpiling of materials will be permitted on-site.”
3. Page 01 50 00-3, delete Paragraph 1.03A., and substitute the following:
 - “A. Power and Water: Coordinate power and water requirements with the Owner.”
4. Page 01 50 00-4, delete Paragraph 1.03B. and subparagraph 1.03B.1., in their entirety.

DIVISION 33 - UTILITIES

Section 33 20 00 - WATER SERVICE CONNECTIONS

1. Section 33 20 00 - Water Service Connections (pages 33 20 00-1 through 5) is issued; a copy of this newly issued Section, dated "Iss. October 10, 2019 - Addendum No. 1" is attached to and made part of this Addendum.

DRAWINGS

The following Site Utility (SU-_) Drawings are added to the Contract Documents:

1. Drawing SU-1 Site Utility Plan
2. Drawing SU-2 Site Electrical Plan

A pdf file of each Drawing marked "ISSUED OCTOBER 10, 2019 - ADDENDUM NO. 1", is attached to and made part of this Addendum.

END OF DOCUMENT
00 90 01

DIVISION 00 - PROCUREMENT AND CONTRACTING REQUIREMENTS

INTRODUCTORY INFORMATION

DOCUMENT 00 01 10 - TABLE OF CONTENTS

Document/Section No. and Title	Page Numbers	Issue Date	Latest Revision Date
--------------------------------	--------------	------------	----------------------

DIVISION 00 - PROCUREMENT AND CONTRACTING REQUIREMENTS

INTRODUCTORY INFORMATION

Document 00 01 00	Project Title Page	00 01 00-1	10/04/19	-
Document 00 01 07	Seals Page	00 01 07-1	10/04/19	-
Document 00 01 10	Table of Contents	00 01 10-1 through 5	10/04/19	10/10/19
Document 00 01 15	List of Drawings	00 01 15-1 through 2	10/04/19	10/10/19

PROCUREMENT REQUIREMENTS

Document 00 11 16	Invitation to Bid	00 11 16-1 through 2	10/04/19	-
Document 00 21 13	Instructions to Bidders	00 21 13-1 through 10	10/04/19	-
Document 00 22 13	Supplementary Instructions to Bidders	00 22 13-1 through 4	10/04/19	-
Document 00 41 01	Bid Form	00 41 01-1 through 16	10/04/19	10/10/19
Document 00 43 13	Bid Bond – Penal Sum Form	00 43 13-1 through 2	10/04/19	-
Document 00 43 93	Bid Submittal Checklist	00 43 93-1	10/04/19	-
Document 00 45 05	Bidder's Representations and Certifications	00 45 05-1 through 4	10/04/19	-
Document 00 45 13	Bidder's Qualifications	00 45 13-1 through 2	10/04/19	-
Document 00 45 19	Non-Collusion Affidavit	00 45 19-1 through 2	10/04/19	-

CONTRACTING REQUIREMENTS

Document 00 51 00	Sample Notice of Award	00 51 00-1 through 2	10/04/19	-
Document 00 52 10	Agreement Form	00 52 10-1 through 9	10/04/19	-
Document 00 54 00	Agreement Form Supplements	00 54 00-1 through 5	10/04/19	-
	<ul style="list-style-type: none">• Performance Bond Form (C-00 61 13.13)• Payment Bond Form (C-00 61 13.16)			
Document 00 55 00	Sample Notice to Proceed	00 55 00-1 through 2	10/04/19	-

Document/Section No. and Title	Page Numbers	Issue Date	Latest Revision Date
<u>CONTRACTING REQUIREMENTS (continued)</u>			
Document 00 60 00 Project Forms (listing):	00 60 00-1 through	10/04/19	-
<ul style="list-style-type: none"> • Application for Payment Form (C-00 62 76) • Request for Interpretation/ Information Form (C-00 63 15) • Field Order Form (C-00 63 36) • Work Change Directive Form (C-00 63 49) • Change Request Form (C- 00 63 60) • Change Order Form (C-00 63 63 MA) • Notice of Substantial Completion Form (C-00 65 15) • Certificate of Substantial Completion Form (C-00 65 16) • Notice of Completion Form (C-00 65 18) 			
Document 00 72 05 Standard General Conditions of the Construction Contract (EJCDC C-700, 2007)	00 72 05-1 through 72	10/04/19	-
Document 00 73 05 Supplementary Conditions (listing)	00 73 05-1	10/04/19	-
Document 00 73 10 Project Specific Requirements	00 73 10-1 through 6	10/04/19	-
Document 00 73 19 Health and Safety Requirements	00 73 19-1 through 2	10/04/19	-
Document 00 73 43 Wage Rate Requirements	00 73 43-1	10/04/19	-
Document 00 73 46 Wage Determination Schedule	00 73 46-1	10/04/19	-
- Massachusetts Prevailing Wage Rates - 20190925-041	(43 pages)	09/25/19	-
Document 00 73 73 Statutory Requirements	00 73 73-1 through 16	10/04/19	-
Document 00 90 01 ADDENDUM NO. 1	00 90 01-1 through 4	10/10/19	-

Document/Section No. and Title	Page Numbers	Issue Date	Latest Revision Date
--------------------------------	--------------	------------	----------------------

SPECIFICATIONS

DIVISION 01 - GENERAL REQUIREMENTS

Section 01 11 00	Summary of Work	01 11 00-1 through 2	10/04/19	-
Section 01 15 30	Payment and Administrative Procedures & Quality Requirements	01 15 30-1 through 13	10/04/19	-
Section 01 20 25	Measurement and Payment	01 20 25-1 through 11	10/04/19	10/10/19
Section 01 50 00	Temporary Facilities and Controls	01 50 00-1 through 14	10/04/19	-
Section 01 60 00	Product Requirements	01 60 00-1 through 4	10/04/19	-
Section 01 70 00	Execution & Closeout Requirements	01 70 00-1 through 8	10/04/19	-

DIVISION 02

Not Used

DIVISION 03 - CONCRETE

Not Used.

DIVISION 04 - MASONRY

Not Used.

DIVISION 05 - METALS

Section 05 52 15	Exterior Handrails and Railings	05 52 15-1 through 12	10/04/19	-
------------------	---------------------------------	-----------------------	----------	---

DIVISION 06 - WOOD, PLASTICS, AND COMPOSITES

Not Used.

DIVISION 07 - THERMAL AND MOISTURE PROTECTION

Not Used.

DIVISION 08 - OPENINGS

Not Used.

~~* NOTE: This Section will be revised via Addendum.~~

Document/Section No. and Title	Page Numbers	Issue Date	Latest Revision Date
<u>DIVISION 09 - FINISHES</u>			
Not Used.			
<u>DIVISION 10 - SPECIALTIES</u>			
Not Used.			
<u>DIVISION 11 - EQUIPMENT</u>			
Not Used.			
<u>DIVISION 12 - FURNISHINGS</u>			
Section 12 93 00 Site Furnishings	12 93 00-1 through 5	10/04/19	-
<u>DIVISION 13 - SPECIAL CONSTRUCTION</u>			
Not Used.			
<u>DIVISION 14 - CONVEYING EQUIPMENT</u>			
Not Used.			
<u>DIVISION 21 - FIRE SUPPRESSION</u>			
Not Used.			
<u>DIVISION 22 - PLUMBING</u>			
Not Used.			
<u>DIVISION 23 - HEATING, VENTILATING, AND AIR CONDITIONING</u>			
Not Used.			
<u>DIVISION 25 - INTEGRATED AUTOMATION</u>			
Not Used.			

Document/Section No. and Title	Page Numbers	Issue Date	Latest Revision Date
<u>DIVISION 26 - ELECTRICAL</u>			
Not Used.			
<u>DIVISION 27 - COMMUNICATIONS</u>			
Not Used.			
<u>DIVISION 28 - ELECTRONIC SAFETY AND SECURITY</u>			
Not Used.			
<u>DIVISION 31 - EARTHWORK</u>			
Section 31 11 00 Site Preparation	31 11 00-1 through 4	10/04/19	-
Section 31 20 00 Earthwork	31 20 00-1 through 6	10/04/19	-
Section 31 25 00 Erosion and Sediment Control	31 25 00-1 through 10	10/04/19	-
<u>DIVISION 32 - EXTERIOR IMPROVEMENTS</u>			
Section 32 01 90 Landscape Maintenance	32 01 90-1 through 7	10/04/19	-
Section 32 12 16 Asphalt Paving	32 12 16-1 through 7	10/04/19	-
Section 32 13 13 Portland Cement Concrete Paving, Ramps, and Stairs	32 13 13-1 through 18	10/04/19	-
Section 32 14 13 Precast Concrete Pavers	32 14 13-1 through 12	10/04/19	-
Section 32 15 16 Stone Surfacing and Metal Edging	32 15 16-1 through 4	10/04/19	-
Section 32 17 20 Regulatory Signage	32 17 20-1 through 2	10/04/19	-
Section 32 17 23 Pavement Markings	32 17 23-1 through 3	10/04/19	-
Section 32 17 50 Site Lighting	32 17 50-1 through 6	10/04/19	-
Section 32 32 13 Cast-In-Place Concrete Walls	32 32 13-1 through 16	10/04/19	-
Section 32 91 14 Tree and Plant Protection	32 91 14-1 through 9	10/04/19	-
Section 32 92 00 Turf and Grasses	32 92 00-1 through 11	10/04/19	-
Section 32 93 00 Exterior Plants	32 93 00-1 through 19	10/04/19	-
<u>DIVISION 33 - UTILITIES</u>			
Section 33 20 00 Water Service Connections	33 20 00-1 through 5	10/10/19	-

END OF TABLE OF CONTENTS
 00 01 10

This page intentionally left blank

DIVISION 00 - PROCUREMENT AND CONTRACTING REQUIREMENTS

INTRODUCTORY INFORMATION

DOCUMENT 00 01 15 - LIST OF DRAWINGS

PART 1 - GENERAL

1.1 DRAWING LIST

- A. The List of Drawings for MANCHESTER-BY-THE-SEA – IMPROVEMENTS TO THE TOWN COMMON, is as follows:

Drawing No.	Date of Issue	Rev. No.	Rev. Date	Drawing Title
----------------	------------------	-------------	--------------	---------------

LANDSCAPE

L-0	10/04/19	1	10/10/19	COVER SHEET
L-1	10/04/19	1	10/10/19	LEGENDS, NOTES, LIGHT FIXTURE SCHEDULE AND ABBREVIATIONS
L-2	10/04/19	-	-	EXISTING CONDITIONS PLAN - SHEET ONE
L-3	10/04/19	-	-	EXISTING CONDITIONS PLAN - SHEET TWO
L-4	10/04/19	-	-	SITE PREPARATION PLAN
L-5	10/04/19	-	-	MATERIALS PLAN
L-6	10/04/19	-	-	LAYOUT PLAN
L-7	10/04/19	-	-	GRADING PLAN
L-8	10/04/19	-	-	PLANTING PLAN
L-9	10/04/19	-	-	SITE DETAILS
L-10	10/04/19	-	-	SITE DETAILS
L-11	10/04/19	-	-	SITE DETAILS

<u>Drawing No.</u>	<u>Date of Issue</u>	<u>Rev. No.</u>	<u>Rev. Date</u>	<u>Drawing Title</u>
SITE UTILITY				
SU-1	10/10/19	-	-	SITE UTILITY PLAN
SU-2	10/10/19	-	-	SITE ELECTRICAL PLAN

PART 2 - PRODUCTS

Not Used

PART 3 - EXECUTION

Not Used

END OF LIST OF DRAWINGS
00 01 15

DIVISION 00 - PROCUREMENT AND CONTRACTING REQUIREMENTS

PROCUREMENT REQUIREMENTS

DOCUMENT 00 41 01 - BID FORM

ARTICLE 1 - DEFINED TERMS

- 1.01 The terms used in this Bid with initial capital letters have the meanings stated in the Instructions to Bidders, the General Conditions and Supplementary Conditions, if any.

ARTICLE 2 - BID RECIPIENT

- 2.01 This Bid is submitted to:

**Manchester-By-The-Sea
10 Central Street, Room 6
Manchester-By-The-Sea, Massachusetts 01944
ATTN: Mr. Nate Desrosiers**

- 2.02 The undersigned Bidder proposes and agrees, if this Bid is accepted, to enter into an Agreement with Owner in the form included in the Bidding Documents to perform all Work as specified or indicated in the Bidding Documents for the prices and within the times indicated in this Bid and in accordance with the other terms and conditions of the Bidding Documents.

ARTICLE 3 - BIDDER'S ACKNOWLEDGEMENTS

- 3.01 Bidder accepts all of the terms and conditions of the Bidding Documents including, without limitation:
- A. those dealing with disposition of Bid security;
 - B. those included in the Supplementary Instructions to Bidders;
 - C. insurance and bonding requirements (Payment Bond and Performance Bond each equal to 100% of the total Contract Price) set forth in the General Conditions and Supplementary Conditions, if any;
 - D. Contract Times as set forth in the Agreement; and
 - E. provisions for liquidated damages as set forth in the Agreement.

3.02 This Bid will remain subject to acceptance for 90 calendar days after the Bid opening or for such longer period of time that Bidder may agree to in writing upon request of Owner.

3.03 Bidder acknowledges receipt of the following Addenda.

Addendum No.	Addendum Date
_____	_____
_____	_____
_____	_____
_____	_____
_____	_____

3.04 Bidder acknowledges the representations and certifications included in Document 00 45 05 are made a condition of the Bid.

ARTICLE 4 - BASIS OF BID

4.01 Bidder will complete the Work under Work Authorizations in accordance with the Contract Documents for the following price(s) based on unit prices included in the following schedule.
Bidder must complete all items. BID PRICES SHALL EXCLUDE SALES AND USE TAX.

BASE BID PRICE FORM

Bidder agrees to perform the Work described in the Specifications and shown on the Plans for the following lump sum or unit prices:

Item No.	Estimated Quantity*	Brief Description Unit or Lump Sum Price Bid in Both Words and Figures	Total in Figures
1.		SITE PREPARATION:	
1a.	860 sq. yds.	Remove existing asphalt walk, including saw cutting of pavement and legal disposal, per square yard	\$ _____
		_____ (dollars)	
		and _____ (cents)	
		(\$ _____)	

* Quantity Assumed for Comparison of Bids

Item No.	Estimated Quantity*	Brief Description Unit or Lump Sum Price Bid in Both Words and Figures	Total in Figures
1b.	3 benches	Salvage existing benches, per bench _____ (dollars) and _____ (cents) (\$ _____)	\$ _____
1c.	1 each	Remove 26" caliper tree and stump, per each _____ (dollars) and _____ (cents) (\$ _____)	\$ _____
1d.	1 each	Remove 18" caliper tree and stump, per each _____ (dollars) and _____ (cents) (\$ _____)	\$ _____
1e.	6 each	Remove 6" to 12" caliper tree and stump, per each _____ (dollars) and _____ (cents) (\$ _____)	\$ _____

* Quantity Assumed for Comparison of Bids

Item No.	Estimated Quantity*	Brief Description Unit or Lump Sum Price Bid in Both Words and Figures	Total in Figures
1f.	L.S	Sedimentation barrier, lump sum _____ (dollars) and _____ (cents) (\$ _____)	\$ _____
1g.	L.S	Clear and grub existing shrubs and tree pruning, lump sum _____ (dollars) and _____ (cents) (\$ _____)	\$ _____
1h.	L.S	Construction fence, and tree protection chain link fence, 6 ft. height, lump sum _____ (dollars) and _____ (cents) (\$ _____)	\$ _____
1i.	L.S	Remove stair rails at Town Hall, existing concrete ramp and railings., and existing lights and foundations, lump sum _____ (dollars) and _____ (cents) (\$ _____)	\$ _____

* Quantity Assumed for Comparison of Bids

Item No.	Estimated Quantity*	Brief Description Unit or Lump Sum Price Bid in Both Words and Figures	Total in Figures
1j.	L.S	Remove existing flagpole and footing, lump sum	\$ _____
		_____ (dollars)	
		and _____ (cents)	
		(\$ _____)	
2.		EARTHWORK	
2a.	20 cu. yds.	Ordinary Borrow, per cubic yard	\$ _____
		_____ (dollars)	
		and _____ (cents)	
		(\$ _____)	
2b.	1700 sq. yds.	Rough Grading, per square yard	\$ _____
		_____ (dollars)	
		and _____ (cents)	
		(\$ _____)	
2c.	50 cu. yds.	Strip and Stockpile Topsoil, per cubic yard	\$ _____
		_____ (dollars)	
		and _____ (cents)	
		(\$ _____)	

* Quantity Assumed for Comparison of Bids

Item No.	Estimated Quantity*	Brief Description Unit or Lump Sum Price Bid in Both Words and Figures	Total in Figures
3.		PAVING AND SURFACING	
3a.	280 sq. yd. 260 sq. yds.	New pedestrian permeable concrete pavers, per square yard	\$ _____
		_____ (dollars) and _____ (cents) (\$ _____)	
3b.	280 sq. yds.	New vehicular permeable concrete pavers, per square yard	\$ _____
		_____ (dollars) and _____ (cents) (\$ _____)	
3c.	200 sq. yds.	New vehicular asphalt paving, per square yard	\$ _____
		_____ (dollars) and _____ (cents) (\$ _____)	
3d.	200 lin. ft.	New PVC sleeves, per linear foot	\$ _____
		_____ (dollars) and _____	

* Quantity Assumed for Comparison of Bids

Item No.	Estimated Quantity*	Brief Description Unit or Lump Sum Price Bid in Both Words and Figures	Total in Figures
3e.	6 pads	New concrete pads under benches, per pad _____ (dollars) and _____	\$ _____
3f.	L.S.	Paint striping and graphics, lump sum _____ (dollars) and _____	\$ _____
4.		SITE IMPROVEMENTS	
4a.	3 benches.	New Teak benches, per bench _____ (dollars) and _____ (cents) (\$ _____)	\$ _____
4b.	3 benches.	Salvage bench, cleaned and reset, per bench _____ (dollars) and _____ (cents) (\$ _____)	\$ _____
4c.	L.S.	Concrete stair, including concrete cheekwalls, lump sum _____ (dollars) and _____ (cents) (\$ _____)	\$ _____

* Quantity Assumed for Comparison of Bids

Item No.	Estimated Quantity*	Brief Description Unit or Lump Sum Price Bid in Both Words and Figures	Total in Figures
5.		ACCESSIBILITY IMPROVEMENTS	
5a.	L.S.	New accessible walk with permeable concrete pavers, concrete cheekwalls, and concrete ramp, lump sum	\$ _____
		_____ (dollars)	
		and _____ (cents)	
		(\$ _____)	
5b.	2 signs	New handicap signs, per sign	\$ _____
		_____ (dollars)	
		and _____ (cents)	
		(\$ _____)	
5c.	L.S.	New ramp railing, new Town Hall stair railing, and new stair railing at concrete stair, lump sum	\$ _____
		_____ (dollars)	
		and _____ (cents)	
		(\$ _____)	

* Quantity Assumed for Comparison of Bids

Item No.	Estimated Quantity*	Brief Description Unit or Lump Sum Price Bid in Both Words and Figures	Total in Figures
6.		ELECTRICAL	
6a.	6 each	New lights and foundations, including all wiring, per each	\$ _____
		_____ (dollars)	
		and _____ (cents)	
		(\$ _____)	
7.		UTILITIES	
7a.	1 each 3 each	Adjust structure rim elevations, per each	\$ _____
		_____ (dollars)	
		and _____ (cents)	
		(\$ _____)	
7b.	L.S.	Utility installation and relocation, lump sum	\$ _____
		_____ (dollars)	
		and _____ (cents)	
		(\$ _____)	
8.		MISCELLANEOUS WORK AND CLEANUP	
8a.	L.S.	Miscellaneous work and cleanup, lump sum	\$ _____
		_____ (dollars)	
		and _____ (cents)	
		(\$ _____)	

* Quantity Assumed for Comparison of Bids

Item No.	Estimated Quantity*	Brief Description Unit or Lump Sum Price Bid in Both Words and Figures	Total in Figures
9.		LAWNS AND PLANTING	
9a.	1270 sq. yds.	New sodded lawns, per square yard	\$ _____
		_____ (dollars) and _____ (cents) (\$ _____)	
9b.	50 cu. yds.	Spread topsoil from stockpile, per cubic yard	\$ _____
		_____ (dollars) and _____ (cents) (\$ _____)	
9c.	160 cu. yds.	Topsoil borrow, per cubic yard	\$ _____
		_____ (dollars) and _____ (cents) (\$ _____)	
9d.	10 each	New Shade Trees (3 in. caliper), per each	\$ _____
		_____ (dollars) and _____ (cents) (\$ _____)	

* Quantity Assumed for Comparison of Bids

Item No.	Estimated Quantity*	Brief Description Unit or Lump Sum Price Bid in Both Words and Figures	Total in Figures
9e.	56 each	New Shrubs, per each	\$ _____
		_____ (dollars)	
		and _____ (cents)	
		(\$ _____)	
10.		MOBILIZATION AND DEMOBILIZATION	
10a.	L.S.	Mobilization and demobilization, lump sum	\$ _____
		_____ (dollars)	
		and _____ (cents)	
		(\$ _____)	

TOTAL BASE BID PRICE (based on Unit Price Schedule above):

Deduct Alternate No. 1 Bid Price Form

ALTERNATE (DEDUCT ALTERNATE) PRICE FORM

Bidder agrees to perform the Work described in the Specifications and shown on the Plans for the following lump sum or unit prices:

Item No.	Estimated Quantity*	Brief Description Unit or Lump Sum Price Bid in Both Words and Figures	Total in Figures
----------	---------------------	---	------------------

DA-1

DEDUCT ALTERNATE NO. 1

L.S.

Provide Asphalt Paving at 3 in. depth,
(540 sq. yds.) in lieu of precast pavers
(pedestrian and vehicular),
Lump sum

\$ _____

(dollars)

and _____

(cents)

(\$ _____)

TOTAL DEDUCT ALTERNATE NO. 1 BID PRICE (based on Unit Price Schedule above):

SUMMARY OF BID:

BASE BID:

BASE BID and DEDUCT ALTERNATE NO. 1:

* Quantity Assumed for Comparison of Bids

- 4.02 Unit Prices have been computed in accordance with Paragraph 11.03.A of the General Conditions and Supplementary Conditions, if any.
- 4.03 Bidder acknowledges that estimated quantities are not guaranteed and are solely for the purpose of comparison of Bids, and final payment for unit price items will be based on actual quantities determined and based on the unit prices included above, as provided in the General Conditions and Supplementary Conditions, if any.
- 4.04 Contract Price Adjustments:
- A. Owner's Contingency Allowance items will be processed per Article 11.02 of the General Conditions.
1. Base Prices for diesel fuel, gasoline, liquid asphalt, and Portland cement in cast-in-place concrete to be used for Contract Price Adjustments are established in Section 00 73 73, SC-12.01 per MGL c30s38A.

ARTICLE 5 - TIME OF COMPLETION

- 5.01 Bidder agrees to the Contract Times (Substantial Completion and ready for final payment) as stated in the Agreement.
- 5.02 Bidder accepts the provisions of the Agreement as to liquidated damages.
- 6.01 The following documents are submitted with and made a condition of this Bid:

Document 00 43 13 Bid Bond – Penal Sum Form

OR Required Bid security in the form of 5% pf the Bidders Base Price

Supplements:

Document 00 43 93 Bid Submittal Checklist

Document 00 45 05 Bidder's Representations and Certifications including required submittals

Document 00 45 13 Bidder's Qualifications

Document 00 45 19 Non-Collusion Affidavit

ARTICLE 7 - BID SUBMITTAL

- 7.01 This Bid is submitted by: _____

Fill out ONE of the following sections A, B, C or D as appropriate.

A. Corporation

Corporation Name: _____

State of incorporation: _____

Type: _____
(General Business, Professional, Service, other)

By: _____
(Signature – attach evidence of authority to sign)

Name (*typed or printed*): _____

Title: _____

(CORPORATE SEAL)

Attest: _____

Business Address: _____

Phone & Facsimile Nos: _____

Email address: _____

Date of qualification to do business as out-of-state corporation: _____

B. Limited Liability Company (LLC)

LLC Name: _____

State in which organized: _____

By: _____
(Signature – attach evidence of authority to sign)

Name (*typed or printed*): _____

Title: _____

Business Address: _____

Phone & Facsimile Nos: _____

Email address: _____

C. Joint Venture

First Joint Venturer Name: _____

By: _____
(Signature – attach evidence of authority to sign)

Name (*typed or printed*): _____

Title: _____

Business Address: _____

Phone & Facsimile Nos: _____

Email address: _____

Second Joint Venturer Name: _____

By: _____
(Signature – attach evidence of authority to sign)

Name (*typed or printed*): _____

Title: _____

Business Address: _____

Phone & Facsimile Nos: _____

Email address: _____

(Each joint venturer must sign. The manner of signing for each individual, partnership, corporation and limited liability company that is a party to the joint venture should be in the manner indicated above.)

Phone & Facsimile Nos: _____

Email address: _____

D. An Individual

Name (*typed or printed*): _____

By: _____
(Individual's signature)

Doing business as: _____

Business Address: _____

Phone & Facsimile Nos: _____

Email address: _____

SUBMITTED ON: _____

EIN/FEIN: _____

Communications concerning this Bid shall be addressed to:

Name: _____

Title: _____

Business Address: _____

Phone & Facsimile Nos: _____

Email address: _____

END OF BID FORM
00 41 01

DIVISION 01 - GENERAL REQUIREMENTS

SECTION 01 20 25 - MEASUREMENT AND PAYMENT

PART 1 - GENERAL

1.01 DESCRIPTION

- A. This Section describes the measurement and payment for the Work to be completed under each item in Document 00 41 01 BID FORM, which may also be referred to as "pay item".
- B. Payment procedures are in accordance with the Agreement, Article 14 of the General Conditions, the Supplementary Conditions (if any), and the General Requirements.
- C. Measurement: as determined, verified, or approved by ENGINEER or OWNER in accordance with Paragraph 11.03 of the General Conditions, the Supplementary Conditions (if any), and the General Requirements, except as otherwise specified.
- D. The Work described in each pay item shall be as described in the Contract Documents and not included in other pay items.
 - 1. Pay item descriptions are general and may not specifically describe all associated Work or elements thereof, do not constitute Contract Documents, and do not supersede the content of the Contract Documents.
 - 2. Review the Contract Documents for Work associated with each pay item. Claims for being unfamiliar with the content of the Contract Documents will not be considered.
- E. The following Work is not specifically described or designated as a pay item, is considered incidental to all pay items and shall not be measured separately for payment.
 - 1. Division 01 GENERAL REQUIREMENTS EXCEPT those items included in Mobilization/Demobilization.
 - 2. Materials, equipment, and services necessary to verify existing field conditions and the location, size, type, material, and orientation of existing pipes and utilities.
 - 3. Restoration of all areas disturbed by the CONTRACTOR within the limits of Work, including planting.
 - 4. Field and laboratory testing and reporting by independent laboratory, including but not limited to compaction of backfill materials; aggregate gradation; and concrete testing.
- F. Payment will not be made for restoration of areas disturbed by the CONTRACTOR outside the limits of Work.

- G. Payment will only be made for those utility services, including water and ~~fire services~~ **other utilities** specifically identified for replacement. Relocation or replacement for the CONTRACTOR's convenience or due to breakage by the CONTRACTOR of any other utility services or at locations which could reasonably be assumed, shall be at no cost to OWNER.
 - H. Design, installation and removal of excavation support systems, temporary and permanent utility/structure support systems associated with a pay item shall be considered incidental to that pay item.
 - I. Additional dewatering and erosion control (including installation, operation, maintenance, removal and off-site disposal of erosion control devices) associated with a pay item shall be considered incidental to that pay item.
 - J. Pay items identified as a Contingency Allowance will be processed per Article 11.02 of the General Conditions.
 - K. Add **or Deduct** Alternate Item numbers correlate to the Base Bid Items and shall be enforced as described herein.
 - L. ~~Police details will be direct billed by the police department to the CONTRACTOR whom will direct bill to the OWNER utilizing the allowance item provided in the bid without markup. Provide daily detail slips to the ENGINEER. Police details scheduled and not used by the CONTRACTOR will be back-charged to CONTRACTOR.~~
- 1.02 MEASUREMENT AND PAYMENT BASIS (Base Bid and Alternates as Applicable)
- A. ITEM 1 - SITE PREPARATION
 - 1. Item No. 1a. - Remove existing asphalt walk, including saw cutting of pavement and legal disposal
 - a. Measurement: Per square yard measured along the existing asphalt walk to be removed.
 - b. Payment: Unit Price per Square Yard.
 - c. Schedule of Payment: Monthly based on work completed.
 - d. Item Description: Material and equipment, services, demolition, saw cutting and all other work to remove existing asphalt walk, including saw cutting of pavement and legal disposal and as directed by Engineer and other incidental Work, as shown on the Drawings and as specified.
 - 2. Item No. 1b. - Salvage existing benches, per bench
 - a. Measurement: Units salvaged per Item.
 - b. Payment: Unit Price per Item.
 - c. Schedule of Payment: Monthly based on work completed.

- d. Item Description: Material and equipment, services, removal, protection and storage and all other work to salvage existing benches and as directed by Engineer and other incidental Work, as shown on the Drawings and as specified.
- 3. Item No. 1c. - Remove 26" caliper tree and stump
 - a. Measurement: Units removed complete per Item.
 - b. Payment: Unit Price per Item.
 - c. Schedule of Payment: Monthly based on work completed.
 - d. Item Description: Material and equipment, services, removal of tree and stump, and all other work to remove 26" caliper tree and stump and as directed by Engineer and other incidental Work, as shown on the Drawings and as specified.
- 4. Item No.1d. - Remove 18" caliper tree and stump
 - a. Measurement: Units removed complete per Item.
 - b. Payment: Unit Price per Item.
 - c. Schedule of Payment: Monthly based on work completed.
 - d. Item Description: Material and equipment, services, removal of tree and stump, and all other work to remove 18" caliper tree and stump and as directed by Engineer and other incidental Work, as shown on the Drawings and as specified.
- 5. Item No. 1e. - Remove 6" to 12" caliper tree and stump
 - a. Measurement: Units removed complete per Item.
 - b. Payment: Unit Price per Item.
 - c. Schedule of Payment: Monthly based on work completed.
 - d. Item Description: Material and equipment, services, removal of tree and stump, and all other work to remove 6" to 12" caliper trees and stumps and as directed by Engineer and other incidental Work, as shown on the Drawings and as specified.
- 6. Item No. 1f. - Sedimentation barrier
 - a. Measurement: Units installed complete in place per Item.
 - b. Payment: Lump sum. Percent of lump sum price on Schedule of Values
 - c. Schedule of Payment: 50% at Project Commencement and acceptance by the Engineer; 50% at Final Completion
 - d. Item Description: Material and equipment, services, installation, and all other work to provide sedimentation barrier and as directed by Engineer and other incidental Work, as shown on the Drawings and as specified.

7. Item No.1g. - Clear and grub existing shrubs and tree pruning
 - a. Measurement: Percentage of work completed.
 - b. Payment: Lump sum. Percent of lump sum price on Schedule of Values
 - c. Schedule of Payment: Monthly based on work completed.
 - d. Item Description: Material and equipment, services, installation, and all other work to provide clear and grub existing shrubs and tree pruning and as directed by Engineer and other incidental Work, as shown on the Drawings and as specified.
8. Item No. 1h. - Construction fence and tree protection chain link fence, 6 ft. height
 - a. Measurement: Units installed complete in place.
 - b. Payment: Lump sum. Percent of lump sum price on Schedule of Values
 - c. Schedule of Payment: Monthly based on work completed.
 - d. Item Description: Material and equipment, services, installation, and all other work to provide construction fence and tree protection chain link fence, 6 ft. height and as directed by Engineer and other incidental Work, as shown on the Drawings and as specified.
9. Item No. 1i. - Remove stair rails at Town Hall, existing concrete ramp and railings, and existing lights and foundations
 - a. Measurement: Units removed complete per Item.
 - b. Payment: Lump sum. Percent of lump sum price on Schedule of Values
 - c. Schedule of Payment: Monthly based on work completed.
 - d. Item Description: Material and equipment, services, demolition, cutting and all other work to remove stair rails at Town Hall, existing concrete ramp and railings, and existing lights and foundations including all cutting and legal disposal and as directed by Engineer and other incidental Work, as shown on the Drawings and as specified.
10. Item No. 1j. - Remove existing flagpole and footing
 - a. Measurement: Units removed complete per Item.
 - b. Payment: Lump sum. Percent of lump sum price on Schedule of Values
 - c. Schedule of Payment: Monthly based on work completed.
 - d. Item Description: Material and equipment, services, demolition, cutting and all other work to remove existing flagpole and footing including all cutting and legal disposal and as directed by Engineer and other incidental Work, as shown on the Drawings and as specified.

B. ITEM 2 - EARTHWORK

1. Item No. 2a. - Ordinary Borrow

- a. Measurement: Per cubic yard measured in place within pay limits.
- b. Payment: Unit Price per Cubic Yard.
- c. Schedule of Payment: Monthly based on work completed.
- d. Item Description: Material and equipment, services, installation, placing and compacting and as directed by Engineer and other incidental Work, as shown on the Drawings and as specified.

2. Item No. 2b. - Rough Grading

- a. Measurement: Per square yard measured in place within pay limits.
- b. Payment: Unit Price per Square Yard.
- c. Schedule of Payment: Monthly based on work completed.
- d. Item Description: Material and equipment, services, installation, placing and grading and as directed by Engineer and other incidental Work, as shown on the Drawings and as specified.

3. Item No. 2c. - Strip and Stockpile Topsoil

- a. Measurement: Per cubic yard measured in place within pay limits.
- b. Payment: Unit Price per Cubic Yard.
- c. Schedule of Payment: Monthly based on work completed.
- d. Item Description: Material and equipment, services, installation, stripping and stockpiling topsoil and as directed by Engineer and other incidental Work, as shown on the Drawings and as specified.

C. ITEM 3 - PAVING AND SURFACING

1. Item No. 3a. - New pedestrian permeable concrete pavers

- a. Measurement: Per square yard measured in place within pay limits.
- b. Payment: Unit Price per Square Yard.
- c. Schedule of Payment: Monthly based on work completed.
- d. Item Description: Material and equipment, services, installation related to new pedestrian permeable concrete pavers, including subbase, setting materials, joint treatment, and pavers complete and as directed by Engineer and other incidental Work, as shown on the Drawings and as specified.

2. Item No. 3b. - New vehicular permeable concrete pavers
 - a. Measurement: Per square yard measured in place within pay limits.
 - b. Payment: Unit Price per Square Yard.
 - c. Schedule of Payment: Monthly based on work completed.
 - d. Item Description: Material and equipment, services, installation related to new vehicular permeable concrete pavers, including subbase, setting materials, joint treatment, and pavers complete and as directed by Engineer and other incidental Work, as shown on the Drawings and as specified.
3. Item No. 3c. - New vehicular asphalt paving
 - a. Measurement: Per square yard measured in place within pay limits.
 - b. Payment: Unit Price per Square Yard.
 - c. Schedule of Payment: Monthly based on work completed.
 - d. Item Description: Material and equipment, services, installation related to new vehicular asphalt paving, including subbase, asphaltic binder and top courses and all related asphalt paving complete and as directed by Engineer and other incidental Work, as shown on the Drawings and as specified.
4. Item No. 3d. - New PVC sleeves
 - a. Measurement: Per linear foot measured in place within pay limits as measured along length of PVC sleeve as installed.
 - b. Payment: Unit Price per Linear Foot.
 - c. Schedule of Payment: Monthly based on work completed.
 - d. Item Description: Material and equipment, services, installation and other work to install new PVC sleeves as indicated and as directed by Engineer and other incidental Work, as shown on the Drawings and as specified.
5. Item No. 3e. - New concrete pads under benches
 - a. Measurement: Units installed complete per Item.
 - b. Payment: Unit Price per Item.
 - c. Schedule of Payment: Monthly based on work completed.
 - d. Item Description: Material and equipment, services, installation for new concrete pads under benches and as directed by Engineer and other incidental Work, as shown on the Drawings and as specified.
6. Item No. 3f. - Paint striping and graphics
 - a. Measurement: Units installed complete in place per Item.
 - b. Payment: Lump sum. Percent of lump sum price on Schedule of Values
 - c. Schedule of Payment: Monthly based on work completed.

- d. Item Description: Material and equipment, services, installation for paint striping and graphics as indicated and as directed by Engineer and other incidental Work, as shown on the Drawings and as specified.

D. ITEM 4 - SITE IMPROVEMENTS

1. Item No. 4a. - New Teak Benches

- a. Measurement: Units installed complete per Item.
- b. Payment: Unit Price per Item.
- c. Schedule of Payment: Monthly based on work completed.
- d. Item Description: Material and equipment, services, installation for new teak benches and as directed by Engineer and other incidental Work, as shown on the Drawings and as specified.

2. Item No. 4b. - Salvage bench, cleaned and reset

- a. Measurement: Units installed complete per Item.
- b. Payment: Unit Price per Item.
- c. Schedule of Payment: Monthly based on work completed.
- d. Item Description: Material and equipment, services, installation for resetting salvaged teak benches per bench including cleaning of bench and all work and materials required to reset bench in new location as indicated and as directed by Engineer and other incidental Work, as shown on the Drawings and as specified.

3. Item No. 4c. - Concrete stair, including concrete cheekwalls

- a. Measurement: Units installed complete.
- b. Payment: Percent of lump sum price on Schedule of Values
- c. Schedule of Payment: Monthly based on work completed.
- d. Item Description: Material and equipment, services, installation related to new concrete stair, including concrete cheekwalls complete in-place and as directed by Engineer and other incidental Work, as shown on the Drawings and as specified.

E. ITEM 5 - ACCESSIBILITY IMPROVEMENTS

1. Item No. 5a. - New accessible walk with permeable concrete pavers, concrete cheekwalls, and concrete ramp

- a. Measurement: Units installed complete.
- b. Payment: Lump sum. Percent of lump sum price on Schedule of Values
- c. Schedule of Payment: Monthly based on work completed.

- d. Item Description: Material and equipment, services, installation related to new accessible walk with permeable concrete pavers, concrete cheekwalls, and concrete ramp complete in-place and as directed by Engineer and other incidental Work, as shown on the Drawings and as specified.
- 2. Item No. 5b. - New handicap signs
 - a. Measurement: Units installed complete per Item.
 - b. Payment: Unit Price per Item.
 - c. Schedule of Payment: Monthly based on work completed.
 - d. Item Description: Material and equipment, services, installation for providing new handicap signs as indicated per sign, as indicated and as directed by Engineer and other incidental Work, as shown on the Drawings and as specified.
- 3. Item No. 5c. - New ramp railing, new Town Hall stair railing, and new stair railing at concrete stair
 - a. Measurement: Units installed complete.
 - b. Payment: Lump sum. Percent of lump sum price on Schedule of Values
 - c. Schedule of Payment: Monthly based on work completed.
 - d. Item Description: Material and equipment, services, installation related to new ramp railing, new Town Hall stair railing, and new stair railing at concrete stair complete in-place and as directed by Engineer and other incidental Work, as shown on the Drawings and as specified.

F. ITEM 6 - ELECTRICAL

- 1. Item No. 6a. - New lights and foundations, including all wiring
 - a. Measurement: Each Item (each light and foundation).
 - b. Payment: Unit Price per Item.
 - c. Schedule of Payment: Monthly based on work completed.
 - d. Item Description: Material and equipment, services, installation related to new lights and foundations, including all wiring complete in-place, tested and accepted, and as directed by Engineer and other incidental Work, as shown on the Drawings and as specified.

G. ITEM 7 - UTILITIES

- 1. Item No. 7a. - Adjust structure rim elevations
 - a. Measurement: Each Item (per structure).
 - b. Payment: Unit Price per Item.

- c. Schedule of Payment: Monthly based on work completed.
 - d. Item Description: Material and equipment, services, installation related to adjust structure rim elevations per structure, and as directed by Engineer and other incidental Work, as shown on the Drawings and as specified.
 - 2. Item No. 7b. - Utility installation and relocation
 - a. Measurement: Owner's Allowance
 - b. Payment: Percent of lump sum price on Schedule of Values
 - c. Schedule of Payment: Monthly based on work completed
 - d. Item Description:
- H. ITEM 8 - MISCELLANEOUS WORK AND CLEANUP
 - 1. Item No. 11a. - Miscellaneous work and cleanup
 - a. Measurement: Per event.
 - b. Payment: Lump sum. Percent of lump sum price on Schedule of Values
 - c. Schedule of Payment: 50% at Project Commencement
25% at Substantial Completion
25% at Final Completion
 - d. Item Description:
- I. ITEM 9 - LAWNS AND PLANTING
 - 1. Item No. 9a. - New sodded lawns
 - a. Measurement: Per square yard measured in place within pay limits.
 - b. Payment: Unit Price per Square Yard.
 - c. Schedule of Payment: Monthly based on work completed.
 - d. Item Description: Material and equipment, services, installation, placing, maintaining, watering, etc. for new sodded lawns complete in-place, and as directed by Engineer and other incidental Work, as shown on the Drawings and as specified.
 - 2. Item No. 9b. - Spread topsoil from stockpile
 - a. Measurement: Per cubic yard measured in place within pay limits.
 - b. Payment: Unit Price per Cubic Yard.
 - c. Schedule of Payment: Monthly based on work completed.

- d. Item Description: Material and equipment, services, installation, spreading and placing topsoil from stockpile, and as directed by Engineer and other incidental Work, as shown on the Drawings and as specified.
- 3. Item No. 9c. - Topsoil borrow
 - a. Measurement: Per cubic yard measured in place within pay limits.
 - b. Payment: Unit Price per Cubic Yard.
 - c. Schedule of Payment: Monthly based on work completed.
 - d. Item Description: Material and equipment, services, installation, spreading and placing topsoil borrow, and as directed by Engineer and other incidental Work, as shown on the Drawings and as specified.
- 4. Item No. 9d. - New shade trees
 - a. Measurement: Units installed complete in place per tree.
 - b. Payment: Unit Price per Item.
 - c. Schedule of Payment: Monthly based on work completed.
 - d. Item Description: Material and equipment, services, installation, placing, maintaining, watering, etc. for new shade trees complete in-place, and as directed by Engineer and other incidental Work, as shown on the Drawings and as specified.
- 5. Item No. 9e. - New shrubs
 - a. Measurement: Units installed complete in place per shrub.
 - b. Payment: Unit Price per Item.
 - c. Schedule of Payment: Monthly based on work completed.
 - d. Item Description: Material and equipment, services, installation, placing, maintaining, watering, etc. for new shrubs complete in-place, and as directed by Engineer and other incidental Work, as shown on the Drawings and as specified.
- J. ITEM 10 - MOBILIZATION AND DEMOBILIZATION
 - 1. Item No. 10a. - Mobilization and demobilization
 - a. Measurement: Per event.
 - b. Payment: Lump sum. Percent of lump sum price on Schedule of Values
 - c. Schedule of Payment: 50% at Project Commencement
25% at Substantial Completion
25% at Final Completion

- d. Item Description: Includes delivery to and removal of equipment from the Project Site, temporary utilities, facilities and controls, obtaining necessary permits including associated fees, insurance and bond costs, signage, development of pre-construction schedules and plans required by the General Conditions, Supplementary Conditions and General Requirements, necessary pre-construction investigations, verifying existing field conditions, coordination, utility coordination, and Site clean-up, restoration and closeout.

K. ALTERNATE (DEDUCT ALTERNATE) (DA-__)

1. Item No. DA-1. - DEDUCT ALTERNATE NO. 1

State the amount to be deleted from the Base Bid to delete all precast concrete permeable pavers [pedestrian permeable concrete pavers (Item 3a.) and vehicular permeable concrete pavers (Item 3b.)] and substitute asphaltic concrete paving, 3 in. compacted depth. Refer to Drawings and Specifications.

- a. Measurement: Portion of Work completed and accepted
- b. Payment: Percent of lump sum price on Schedule of Values
- c. Schedule of Payment: Monthly based on work completed.
- d. Item Description: In lieu of precast concrete pavers at pedestrian and vehicular areas indicated, install asphalt paving, 3 in. thickness.

PART 2 - PRODUCTS

Not Used.

PART 3 - EXECUTION

Not Used.

END OF SECTION
01 20 25

DIVISION 33 - UTILITIES

SECTION 33 20 00 - WATER SERVICE CONNECTIONS

PART 1 - GENERAL

1.1 SECTION INCLUDES

- A. Work included: Provide potable water service connections as required by the Contract Documents.
- B. Refer to the Drawings including Drawing SU-1.

1.2 RELATED WORK SPECIFIED ELSEWHERE:

- A. Documents affecting work of this Section include, but are not necessarily limited to, General Conditions, Supplementary Conditions, and Sections in all Divisions of these Specifications.

1.3 SUBMITTALS

- A. Comply with pertinent provisions of Division 01 - GENERAL REQUIREMENTS.
 - 1. Materials list of items proposed to be provided under this Section.
 - 2. Manufacturer's specifications and other data needed to ensure compliance with the specified requirements.

1.4 STANDARDS

- A. The following Standards form a part of these Specifications as referenced:
 - 1. AWWA C800 Underground Service Line Valves and Fittings.
 - 2. ASTM B-88 Type K Copper Tubing.

1.5 QUALITY ASSURANCE

- A. Codes and Standards
 - 1. Plumbing Code Compliance: Comply with applicable portions of National Standard Plumbing Code pertaining to selection and installation of potable water system materials and products.
 - 2. Water Purveyor Compliance: Comply with requirements of Purveyor supplying water to project, obtain required permits and inspections.

B. Compliance

1. The Owner may require an affidavit from the manufacturer or vendor that the products furnished comply with all applicable provisions of AWWA C800 and ASTM B-88.

1.6 COMPLIANCE WITH REDUCTION OF LEAD IN DRINKING WATER ACT AND SECTION 1417 OF THE SAFE DRINKING WATER ACT (SDWA)

- A. All pipes, pipe fittings, plumbing fittings, corporations, curb boxes, and fixtures must meet the requirements of the 2011 Reduction of Lead in Drinking Water Act and amendments to SDWA Section 1417 for potable water use.

- B. Certification of compliance shall be provided for all applicable materials herein.

PART 2 - PRODUCTS

2.1 GENERAL

- A. All materials shall be of domestic manufacture.
- B. The Owner has standardized on the following products listed in this Section for service connections.

2.2 SERVICE TUBING

A. Polyethylene Water Tubing

1. Provide Copper Tube Size (CTS) Polyethylene with a working pressure rating of 200 psi.
2. Tubing shall conform to AWWA C901, ASTM D3350 and ASTM D2737.
3. Connections to be cold flared, unions or couplings not acceptable.
4. Shall be NSF certified, meeting C901-96 standard.

B. Copper Water Tubing

1. Conform to the provisions of ASTM B-88.
2. Size: As indicated on the Drawings.
3. Type K annealed (soft).
4. Seamless.
5. Shall be NSF certified, meeting C901-96 standard.

2.3 CORPORATION STOPS

- A. Corporation Stop: Shall be as manufactured by Mueller or an approved equal.

1. Test Pressure: 175 psi.
2. Full keyway and rigid liners.
3. Compression ends.
4. Size: As required by the service tubing.
5. Comply with AWWA C800, Underground Service Line Valves and Fittings.

2.4 CURB STOPS

- A. Curb stop: Shall be as manufactured by Mueller or an approved equal.

1. Stops shall open RIGHT.
2. Full key with rigid liners.
3. Compression ends.

2.5 CURB BOXES

- A. Curb boxes shall be of domestic manufacture by Ford, Hayes, or Mueller.

1. Buffalo type, tar coated, cast iron, arch pattern base with inlaid covers.
2. Covers shall be arch base style with brass pentagon nut, flush mounted, plug cover, and the word "water" shall be cast into the cover.
3. Curb box shaft shall have a minimum inside diameter of 1-inch.

2.6 SERVICE SADDLE

- A. Service saddle shall be of domestic manufacture as manufactured by Mueller or equal.

1. Rated for 200 psi working pressure.
2. Double strap design.
3. O-ring sealed outlet.
4. Epoxy coated ductile iron body.
5. AWWA threads with Buna-N rubber gasket.
6. Meet all applicable parts of ANSI/AWWA C800.

2.7 PIPE INSULATION (Field Applied)

- A. The insulation shall be a minimum of two (2) inches thick having a density of 2.0 lbs. per cubic foot, and having a K-Factor of 0.14. The insulation shall be fabricated in half sections of three-foot lengths. The half section shall fit tightly over the pipe to be insulated except for the joint and fitting locations where an oversized cover is made to allow for any hardware.
- B. Insulation shall be Trymer 2000 as manufactured by Insulated Piping System, Inc. or approved equal.

- C. Jacketing to go over the insulation below ground shall be Insul-Rap 50 as manufactured by Insulated Piping Systems, Inc. or approved equal. The jacket shall be wrapped around the circumference of the insulation and held in place with a 4" butt strip at each seam.

PART 3 - EXECUTION

3.1 INSPECTION

- A. Service tubing which does not conform to the requirements of this specification shall be immediately removed from the site by the Contractor.

3.2 HANDLING PIPE

- A. The Contractor shall take care not to damage pipe by impact, bending, compression, or abrasion during handling, and installation. Joint ends of pipe, especially, shall be kept clean.

3.3 SERVICE LOCATIONS AND SHUT-DOWNS

- A. All new service locations shown on the Contract Drawings shall be subject to field location approval by the Engineer and/or Owner.
- B. Where a water service must be shut-down, it shall be the Contractor's responsibility to contact the party owning the service at least 48 hours in advance to arrange a shut-down schedule prior to doing any work.
 - 1. All such schedules must be approved prior to shut-down.
 - 2. Shut-down time shall be kept to a minimum so as to keep service off for the shortest possible time.

3.4 INSTALLATION OF TUBING

- A. Service Tubing.
 - 1. For services outside the paved areas, trench excavation shall be utilized, with tubing being carefully laid in the bottom of the trench, backfill placed and compaction completed.
 - a. Care shall be taken to insure against kinks or crushed areas.
 - 2. Backfill around and to one (1) foot over the tubing shall not contain stones greater than one (1) inch in diameter.
 - 3. For services to be installed beneath paved surfaces either trenchless or open trench methods may be used.
 - 4. Service tubing between the corporation stop and the curb stop shall be one (1) piece.

5. Service tubing between the curb stop and the property line shall be one (1) piece.
6. Tubing shall be connected to the curb stop and compression joints tightened.
7. Wrap tubing with #12 tracer wire connected to the corporation and curb stop.
8. Duct tape shall be installed over the outlet end of curb stops, to be left for future connections.

3.5 APPURTENANCES

A. Corporation Stops

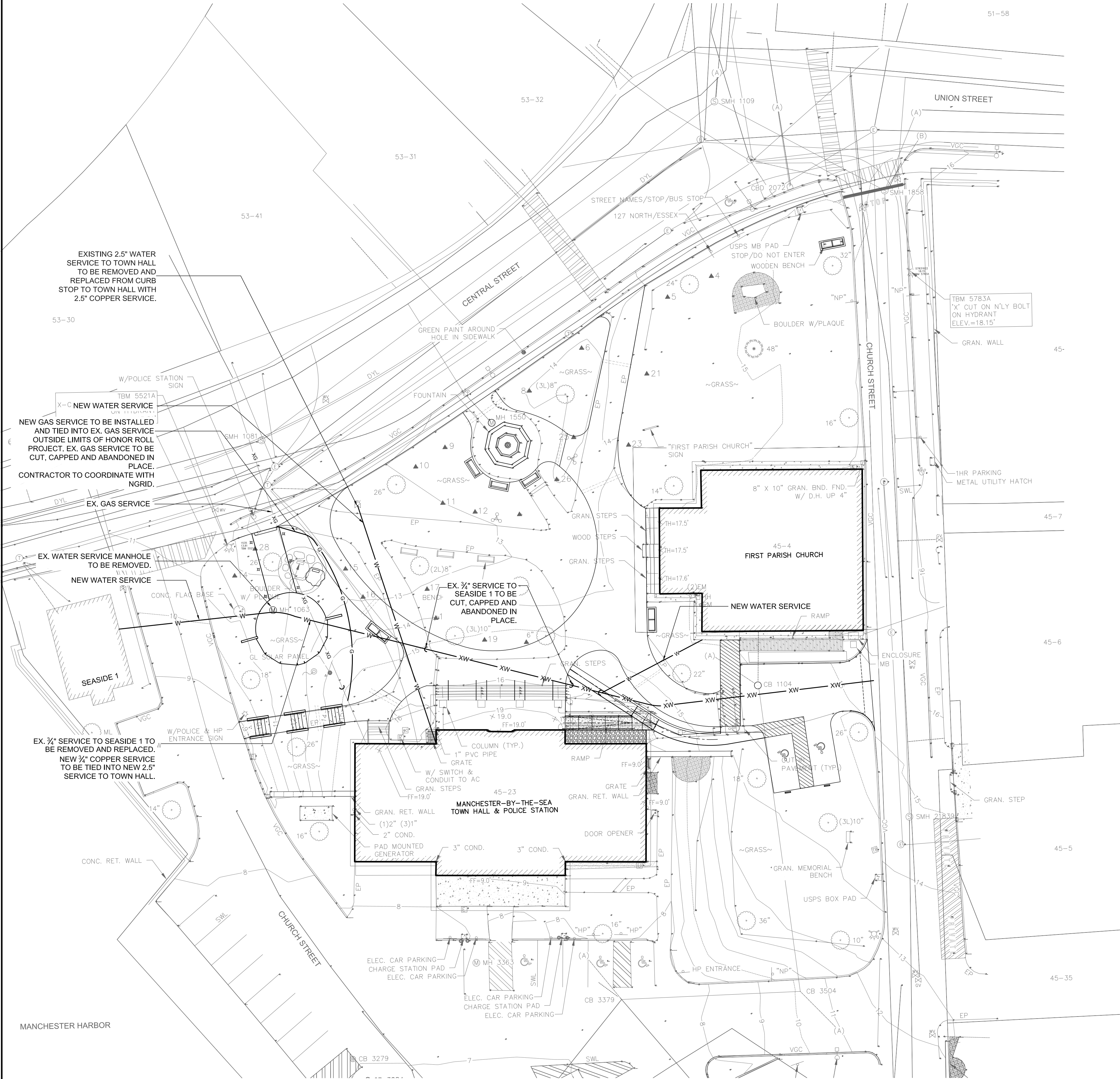
1. Provide the necessary tap, sized for the fitting.

B. Curb Stops and Boxes

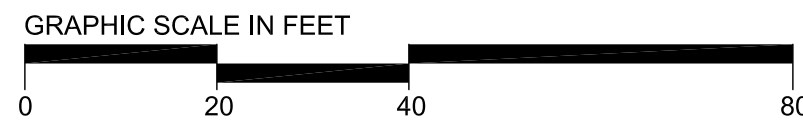
1. Install curb stops where shown on the Drawings.
2. Place valve box over stop, taking care that it is installed plumb.
3. Curb stops shall be key checked after adjustment of curb box to final grade.
 - a. If curb stop is not centered in the box, the box shall be removed and reset over the curb stop.

END OF SECTION
33 20 00

This page intentionally left blank



1 SITE UTILITY PLAN
SCALE: 1" = 20'-0"




- NOTE:
1. SEE L-1 FOR LEGEND, NOTES AND ABBREVIATIONS.
 2. SEE L-4 FOR LIMIT OF WORK.
 3. ALL UTILITY WORK IS TO BE COORDINATED WITH THE TOWN.



WOLF
LANDSCAPE ARCHITECTURE

WOLF LANDSCAPE ARCHITECTURE, LLC
80 BOSTON ROAD #746
GROTON, MA 01450

1 ADDENDUM #1 10.10.2019
REVISIONS



NORTH

STAMP

IMPROVEMENTS TO THE TOWN
COMMON
MANCHESTER BY THE SEA, MA
PROJECT

SITE UTILITY PLAN

DRAWING TITLE

JOB NO.

DATE 10-04-19

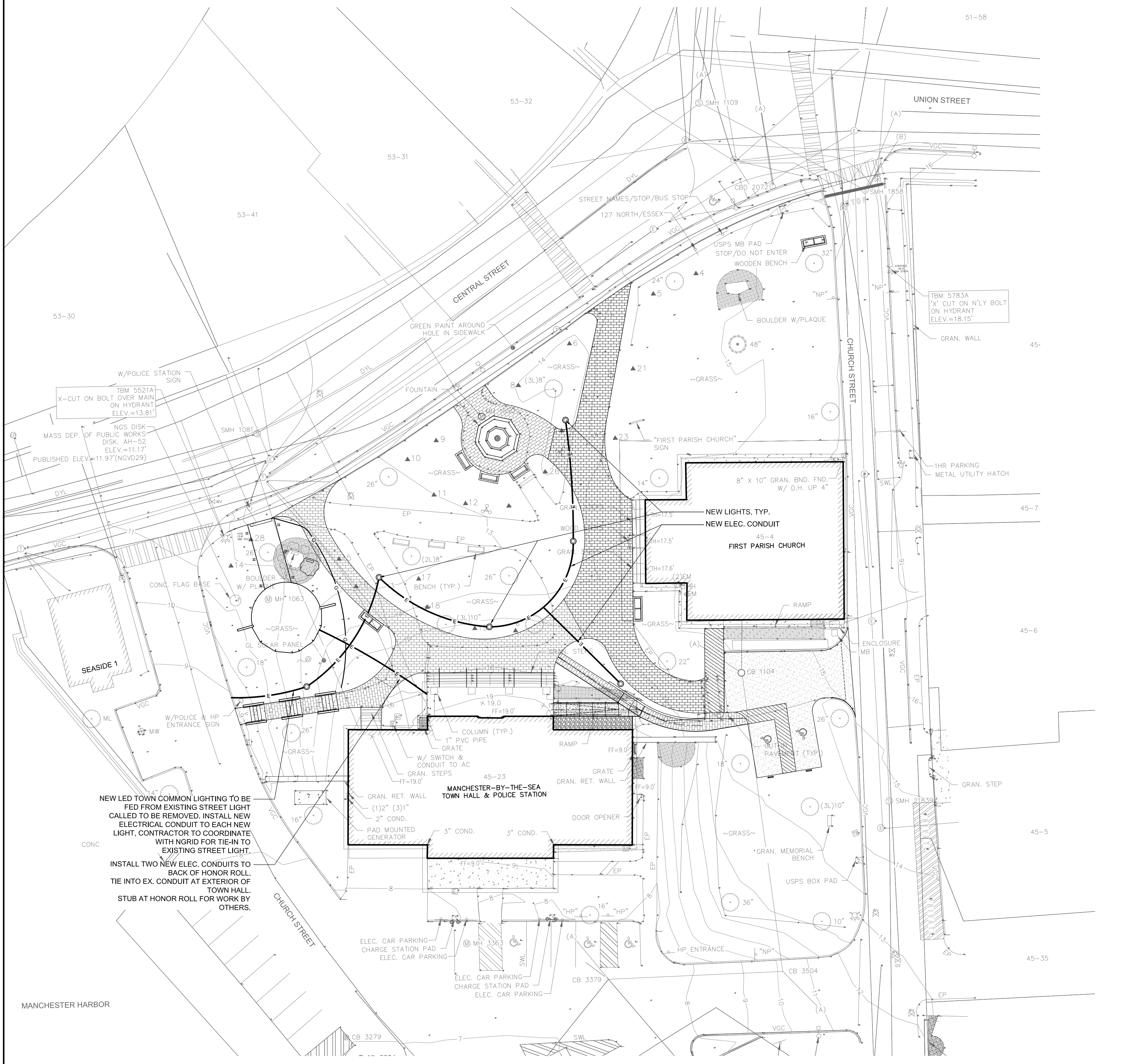
DRAWN WYZ

CKD TW

SCALE

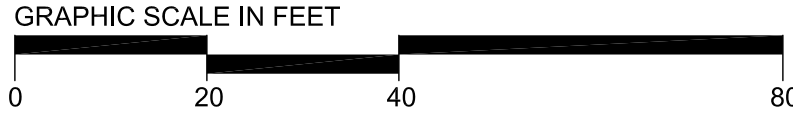
SU-1

SHEET NO.



NOTE:
1. SEE L-1 FOR LEGEND, NOTES AND ABBREVIATIONS.
2. SEE L-4 FOR LIMIT OF WORK.

1 SITE ELECTRICAL PLAN
SCALE: 1" = 20'-0"



WOLF LANDSCAPE ARCHITECTURE, LLC
80 BOSTON ROAD #746
GROTON, MA 01450

1 ADDENDUM #1 10.10.2019
REVISIONS

STAMP

IMPROVEMENTS TO THE TOWN COMMON
MANCHESTER BY THE SEA, MA
PROJECT

SITE ELECTRICAL PLAN

DRAWING TITLE	
JOB NO.	SU-2
DATE	
DRAWN	
CKD	
SCALE	SHEET NO.